


146



ALFA ROMEO 146


The design houses of Milan and Turin have an unrivalled reputation as the automotive industry's finest designers, and of course it is from here that the new Alfa 146 was conceived.


This innovative 'fastback', that seats five in classic elegance is a perfect blend of tradition and true style. Fluid, flowing lines combined with its curvaceous profile ensure that the proportions are perfectly balanced. As a result the car is the outcome of an exciting styling adventure, which led to the creation of an elegant saloon in which it is not difficult to recognise the genes of unforgettable cars whose names are written in the sports car hall of fame.

The aerodynamically-efficient wedge shape of the 146's body inclines the profile of the car forwards and its waistline downwards, giving it an aggressive stance in the classic Alfa Romeo sporting tradition. Two converging rib lines further emphasise this attacking poise, finally meeting at the polyelliptical headlights, which are inherently slim allowing the bonnet line to plunge downwards.

At the front, the car is dominated by the traditional Alfa Romeo chrome grille, from which the 'V' shaped relief flares rearwards towards the windscreen.

The rear pillars are sufficiently narrow to maximise rearward vision, yet strong enough to maintain the structural integrity of the car as a whole.







Even without knowing that the Alfa 146 was born of a red-blooded Italian marque with an unparalleled racing history, one might guess from its imposing stance that here is a machine whose performance measures up to its dynamic presence.

The unique personality of all Alfa Romeo models is dictated by what's under the bonnet. In the case of the 146, this takes the form of the classic, flat-four 'Boxer' engine. Two choices are available; a 1.6 litre, 8-valve unit that develops 103bhp at 6,000rpm or a 1.7 litre, 16-valve unit that produces a hefty 129bhp at 6,500 rpm.

Compared with conventional vertical cylinder arrangements, the flat Boxer unit tends to develop higher levels of power and torque and delivers better balance, stability and equilibrium.



Alfa Romeos have always been famous for their handling characteristics and this is yet another department in which the 146 will not disappoint. The front suspension utilises McPherson struts, cast iron transverse wishbones, offset coil springs and an anti-roll bar, whilst the rear consists of coil springs and longitudinal trailing arms attached to an auxiliary frame with rubber shock-absorbing blocks. This set-up ensures consistent directional stability and produces an anti-dive effect when braking.

The servo-assisted braking system consists of a split crossover circuit, which in conjunction with the front suspension unit, ensures optimum directional control even in the unlikely event of one of the brake circuits failing. Both the 1.6L and 1.7 16 valve, versions are fitted with the Bosch 2E ABS system, whilst it is available as an option on the 1.6. This system which features three channels and four sensors to provide the ultimate in stopping power, by

ensuring that wheels are prevented from locking under severe braking conditions, thereby allowing for maximum steering control.

The rack and pinion steering is power assisted and speed sensitive which means that when parking the assistance is proportionally greater than at higher speeds when its effect is reduced to ensure the steering remains firmly in the drivers control. The steering wheel, in the interest of comfort is

adjustable for height, it additionally houses the drivers airbag.

COMFORT

Inside, all major controls conform to the most advanced studied in ergonomics, whilst on the dashboard the analogue instruments are laid out clearly and logically. Both front seats adjust for reach and rake (plus height on the 1.6L and 1.7 16v) which when combined with the adjustable steering column ensure optimum comfort.

Loading luggage in the cavernous boot is facilitated by the large high-lift tailgate, which can be opened by means of an electric release on the dashboard or from outside where the keyhole is concealed behind the Alfa Romeo badge. The rear seats are split asymmetrically 60/40 and both the squab and the backrest fold forward giving an enormous 43 cubic feet of space to accommodate even the largest loads.

The 146 1.6 boasts a comprehensive list of standard equipment, that include, a five-speed gearbox, electric front windows, central locking, stereo radio cassette with RDS complete with six speakers, tinted windows and the sophisticated Alfa Code engine immobiliser, this is deactivated by the ignition key that has a miniature transponder, with its own unique code, built-in. By effectively locking the cars engine management system, starting the engine without the Alfa Code ignition key is impossible.





On the 1.6L, this is augmented by electrically adjustable, heated door mirrors, twin front fog lights, a 'door open' monitor and remote controlled alarm system which compliments the Alfa Code immobiliser. Then added to the 1.7 16v is an electric tilt/slide sunroof, alloy wheels, head lamp pressure washers. In addition it has body-coloured side skirts that further enhance its aggressive lines.

SAFETY

The Alfa 146 offers the highest safety standards. The 146 is the fruit of modern engineering design, with front-wheel drive, independent suspension, diagonally split braking system and power steering. This means that the outstanding efficiency of the engines is enhanced by superb roadholding and excellent dynamic behaviour in all conditions, in the best Alfa Romeo tradition



Active safety measures abound in the 146, starting with the driver's side air bag which is standard on all models. This is activated by collision sensors in the engine bay, just beyond the front wheels. A control unit governed by a safety sensor maintains the air bag in its deflated state until a frontal impact of a certain magnitude occurs. The sensors then alerts the control unit which then sends an impulse to a gas generator, which in-turn inflates the air cushion. The total time for this entire procedure is just twenty milliseconds - less than a blink of an eye. Adjustable seatbelts with pretensioners, an advanced fire prevention system governing the fuel delivery pump, an energy absorbing steering wheel and collapsible steering column, protrusion free fascia, side impact bars, standard ABS on the 1.6L and 1.7 16v are features which conspire to make the Alfa 146 a paragon of safety on today's busy roads.

TECHNICAL SPECIFICATIONS AND EQUIPMENT

	1.6/1.6 L	1.7 16v	
Cylinder no./position	4 boxer front longitudinal	4 boxer front longitudinal	
Displacement (cc)	1596	1712	
Max. Power output (bhp/DIN) KW EEC	103(76)	129(95)	
At rpm	6000	6500	
Max. torque mKg DIN (Nm EEC)	13.7 (134.7)	15.1 (148)	
At rpm	4500	4300	
Fuel Feed	Rochester Multipoint Electronic injection combined with ignition	Bosch Motronic M2.10.3 Electronic multipoint injection	
Drive	Front	Front	
Tyres	175/65TR14	185/60HR14	
Steering	Rack & Pinion+power assistance	Rack & Pinion+power assistance	
Brakes D (disc) - T (drum)			
Front (dia. mm)	D 257	D 257 (ventilated)	
Rear (dia. mm)	T 228 (D 240 with ABS)	D240	
Length/Width (mm)	4250/1712	4250/1712	
Height (mm)	1420	1420	
Wheelbase (mm)	2540	2540	
Boot Capacity (ft³)	13.4/43.2	13.4/43.2	
Fuel tank capacity (l)	51	51	
Kerb Weight DIN (kg)	1175	1225	
Top Speed (mph)	116	125	
Acceleration 0-62mph (secs)	11.5	10.2	
Fuel consumption mpg (l/100km)	at 56mph at 75mph Urban cycle	46.3 (6.1) 34.4 (8.2) 27.2 (10.4)	44.8 (6.3) 33.6 (8.4) 26.2 (10.8)

	1.6	1.6 L	1.7 16v
Central Locking	●	●	●
Front electric windows	●	●	●
Rear electric windows	-	-	●
Split folding rear seats	●	●	●
Electric hatch release	-	●	●
Door open check panel	-	●	●
Height adjustable driver's seat	-	●	●
Electrically adjustable and heated door mirrors	-	●	●
Stereo radio cassette (RDS) with six speakers	●	●	●
Front foglights	-	●	●
Alloy wheels	○	○	●
Headlamp pressure wash	-	-	●
ABS	○	●	●
Rear adjustable headrests	●	●	●
Driver's Airbag	●	●	●
Heater with recirculation facility	●	●	●
Metallic paint	○	○	○
Electric tilt/slide sunroof	○	○	●
Alfa Code engine immobiliser	●	●	●
Alfa Code engine immobiliser and remote alarm	-	●	●

○ = Optional ● = Standard - = Not available

Products offered for sale may differ from those described or illustrated in this leaflet due to later production changes in specifications, components or place of manufacture.

The contents of this leaflet are therefore to be treated as representations as to the current availability of products as described, or as to products actually offered for sale.

Alfa Romeo (GB), reserves the right to make changes at any time, without notice, to price colours, materials, equipment, specifications and models and also to discontinue models
Printed in UK 20M May 1995 AR202

Dealer's stamp

www.alfisti.cz

○ = Optional ● = Standard - = Not available